

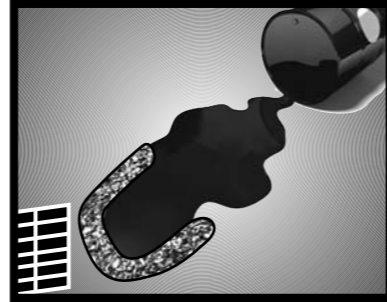
SIMPLE TO USE AND CLEAN

1




Identify and isolate spill. Always follow workplace procedures for clean-up and disposal. Protect yourself from the spill, wear correct safety equipment.

2




Block off drains with absorbent boom preventing migrating liquids entering the storm water drains.

3



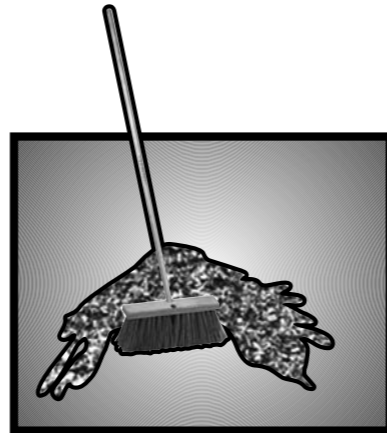
Apply absorbent with a plastic spark proof shovel to the perimeter of the spill to form a bund and stop spill migration.

4



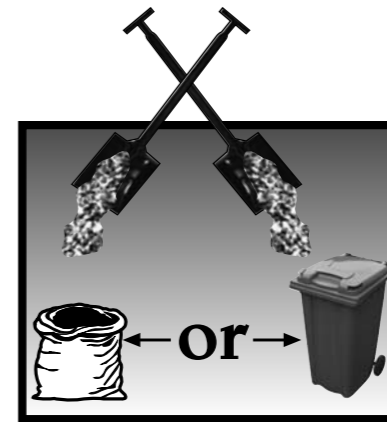
Continue to apply absorbent working to the centre until spill is completely covered and no free liquid is visible. Allow absorbent to absorb spill.

5



Sweep with a hard bristle broom working dry absorbent over spill area to remove all surface oil or chemical.

6



Shovel the contaminated absorbent with a plastic spark proof shovel & place in a 160micron heavy duty recovery bag or wheelie bin. Dispose of in accordance with local regulations.